

If the Shoe Fits (shoe key rings)



Materials Used:

- 10 count Plastic Canvas Mesh
- DMC #3 Pearl Cotton:
 - #899 Pink - Sparkle Classic
 - #310 Black - Sparkle Classic
 - #744 Yellow - Bumble Bee Pump
 - #310 Black - Bumble Bee Pump
 - #498 Burgundy - Skater Sneaker
 - #310 Black - Skater Sneaker
- DMC #5 Pearl Cotton:
 - #310 Black - Bumble Bee Pump

To Finish Project :

- 2.5mm Austrian Rhinestones - Sparkle Classic
- Delta Jewel Glue (or a glue that dries clear)
- Keychain rings or Christmas tree hooks

Stitches Used:

- Continental Stitch
- Reverse Continental Stitch
- French Knots
- Whip Stitch

Instructions:



For *Sparkle Classic*: Cut 2 pieces of 31X25 threads (30X24 holes) in 10 count plastic canvas for front and back. Following the patterns stitch both pieces (remember though the patterns look the same, they are reversed). Once stitching is complete, add the rhinestones, as indicated by the patterns with the black dots, using Jewel Glue, let dry. After allowing the rhinestones to dry completely, whipstitch the shoes together with DMC #899 Pearl Cotton, leaving just the bottom of the heel so that can be whipstitched together with DMC #310 Pearl Cotton. Attach a keychain ring or christmas tree hook at the top.

For *Bumble Bee Pump*: Cut 2 pieces of 37X23 threads (36X22 holes) in 10 count plastic canvas for front and back. Following the patterns stitch both pieces. Add the french knots, in 5DMC #310 Pearl Cotton, per the patterns as indicated with black dots. Whipstitch the pieces together in adjoining coloring, but don't forget that the bottom of the shoe is whipstitched in black. Attach a keychain ring or christmas tree hook at the top of the shoe.


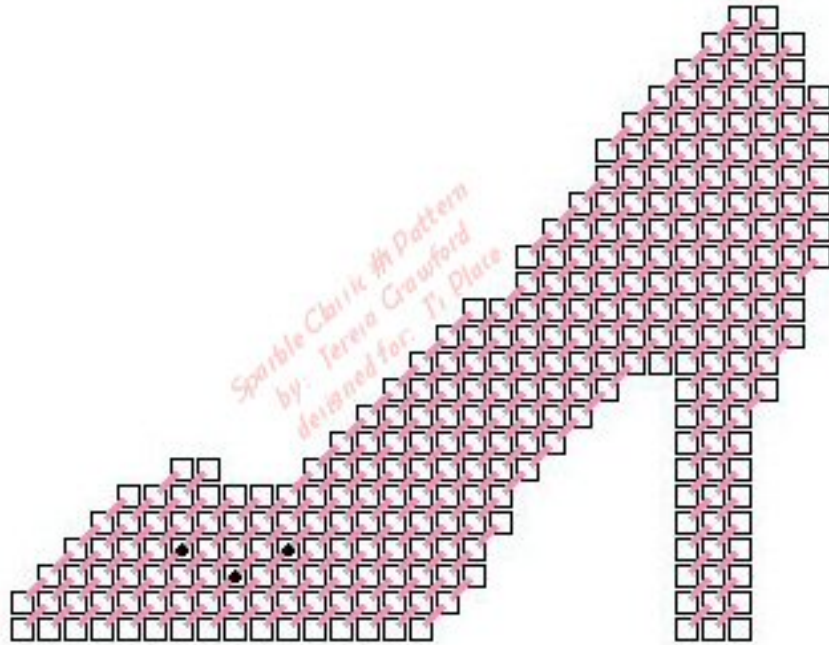
For *Skater Sneaker*: Cut 2 pieces of 31X17 threads (30X16 holes) in 10 count plastic canvas for front and back. Following the patterns stitch both pieces, I would suggest doing the black sections first and then going back in with the burgundy for details. Once complete, whipstitch both pieces together in adjoining coloring. Once done, thread a piece of 3DMC #498 Pearl Cotton through the shoes as indicated on the pattern by the black dots....DO NOT pull too tight as this is to represent shoe laces and the rule of thumb is skater shoes don't pull their laces tight. Attach a keychain ring or christmas tree hook to the back of the ankle section of the shoe.

SOURCE: [T's Place](#)

Bumble Bee Pumps:



Sparkle Classics



Sparkle Classics:

